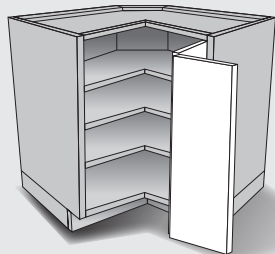


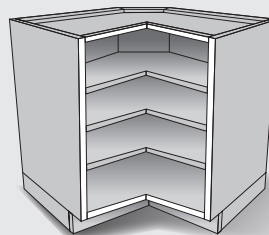
Refacing Ordering Guidelines

You have these conditions:

Inside Square Corner "Lazy Susan" Existing Doors or No Doors



Frameless Cabinet



NOTE 1: Your new doors will have a 1/2" overlay.

NOTE 2: Your new doors will not overlap where they meet in the corner.



Determine your door front sizes:

1. Download our helpful form to record your information the same way our website will ask for it. [Measurement Form](#)
2. Measure your end panel thickness. It will be 5/8" (0.625") or 3/4" (0.75").
3. Measure your cabinet opening to the closest 1/16" (0.0625").

To determine the width:

- Measure the width of each opening from the frame to the inside corner (Dimension A & B as shown in Exhibit 1).
- Subtract 3/8" (0.375") from each width (A & B) to get the width of each door.

To determine the height:

- If you have doors and/or drawers on cabinets next to the opening, measure the total height from the top to the bottom of adjacent doors to get the height of each door that matches.
 - If you have no adjacent doors to match, measure the height of the opening (Dimension C) and add 1" to get the height of each door.
4. Write the dimensions of the doors you need on the measurement form.

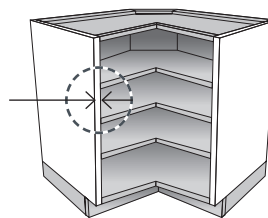
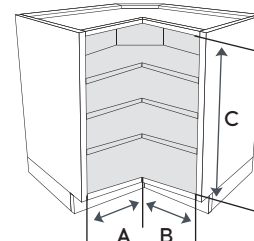


Exhibit 1



What to order:

1. Order 2 doors to cover opening with the dimensions determined above.
Select Part Type: "Door, ISQC, hinge to cabinet" and "Door, ISQC, hinged to door."
2. We will provide an install kit with instructions, all hinges and hardware needed.